

Models of Synchronous Grammar Induction for SMT

Workshop 2010

The Center for Speech and Language Processing
Johns Hopkins University

June 28, 2010

Statistical machine translation

Urdu → English

اس حملہ کے بعد بڑی تعداد میں مقامی باشندوں نے علاقوں کو خالی کر دیا ہے .



- Statistical machine translation: Learn how to translate from parallel corpora.

Statistical machine translation:

Urdu → English

اس حملہ کے بعد بڑی تعداد میں مقامی باشندوں نے علاقوں کو خالی کر دیا ہے .



After this incident, a large number of local residents fled from these areas.

- Statistical machine translation: Learn how to translate from parallel corpora

Statistical machine translation: state-of-the-art

Urdu → English

اس حملہ کے بعد بڑی تعداد میں مقامی باشندوں نے علاقوں کو خالی کر دیا ہے .



In this attack a large number of local residents has should vacate areas.

- Current state-of-the-art translation models struggle with language pairs which exhibit large differences in structure.

Statistical machine translation: limitations

Structural divergence between languages:

English	Who wrote this letter?
Arabic	من الذي كتب هذه الرسالة؟ (function-word) (who) (wrote) (this) (the-letter)
Chinese	这封信是谁写的？ (this) (letter) (be) (who) (write) (come-from) (function-word)

Statistical machine translation: limitations

Structural divergence between languages:

English	Who wrote this letter?
Arabic	من الذي كتب هذه الرسالة؟ (function-word) (who) (wrote) (this) (the-letter)
Chinese	这封信是谁写的？ (this) (letter) (be) (who) (write) (come-from) (function-word)

Statistical machine translation: limitations

Structural divergence between languages:

English	Who wrote this letter?
Arabic	من الذي كتب هذه الرسالة؟ (function-word) (who) (wrote) (this) (the-letter)
Chinese	这封信是谁写的？ (this) (letter) (be) (who) (write) (come-from) (function-word)

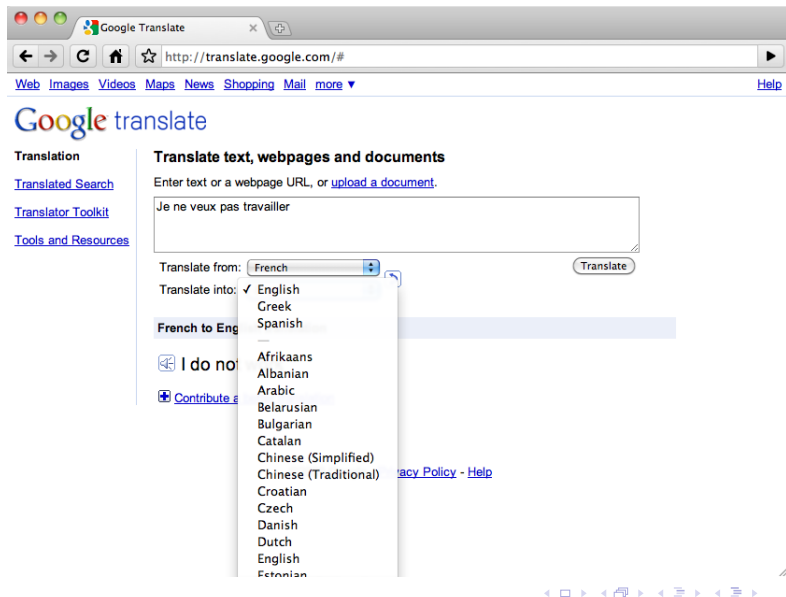
Statistical machine translation: limitations

Structural divergence between languages:

English	Who wrote this letter?
Arabic	من الذي كتب هذه الرسالة؟ (function-word) (who) (wrote) (this) (the-letter)
Chinese	这封信是谁写的？ (this) (letter) (be) (who) (write) (come-from) (function-word)

- Phrasal translation equivalences
- Constituent reordering
- Morphology

Statistical machine translation: successes



Using syntax in Machine Translation:

Synchronous Context Free Grammar (SCFG)

$$S \rightarrow \langle X_{[1]}, X_{[1]} \rangle$$
$$X \rightarrow \langle X_{[1]} X_{[2]}, X_{[2]} X_{[1]} \rangle$$
$$X \rightarrow \langle \textit{Sie}, \textit{She} \rangle$$
$$X \rightarrow \langle \textit{eine Tasse Kaffee}, \textit{a cup of coffee} \rangle$$
$$X \rightarrow \langle X_{[1]} X_{[2]}, X_{[1]} X_{[2]} \rangle$$
$$X \rightarrow \langle \textit{will}, \textit{wants to} \rangle$$
$$X \rightarrow \langle \textit{trinken}, \textit{drink} \rangle$$

Example Derivation

$$\begin{aligned} S &\Rightarrow \langle X_{[1]}, X_{[1]} \rangle \Rightarrow \langle X_{[2]} X_{[3]}, X_{[2]} X_{[3]} \rangle \\ &\Rightarrow \langle \textit{Sie} X_{[3]}, \textit{She} X_{[3]} \rangle \Rightarrow \langle \textit{Sie} X_{[4]} X_{[5]}, \textit{She} X_{[4]} X_{[5]} \rangle \\ &\Rightarrow \langle \textit{Sie will} X_{[5]}, \textit{She wants to} X_{[5]} \rangle \Rightarrow \langle \textit{Sie will} X_{[6]} X_{[7]}, \textit{She wants to} X_{[7]} X_{[6]} \rangle \\ &\Rightarrow \langle \textit{Sie will eine Tasse Kaffee} X_{[7]}, \textit{She wants to} X_{[7]} \textit{ a cup of coffee} \rangle \\ &\Rightarrow \langle \textit{Sie will eine Tasse Kaffee trinken}, \textit{She wants to drink a cup of coffee} \rangle \end{aligned}$$

Using syntax in Machine Translation:

Synchronous Context Free Grammar (SCFG)

$S \rightarrow \langle X_1, X_1 \rangle$

$X \rightarrow \langle X_1 X_2, X_1 X_2 \rangle$

$X \rightarrow \langle X_1 X_2, X_2 X_1 \rangle$

$X \rightarrow \langle \textit{Sie}, \textit{She} \rangle$

$X \rightarrow \langle \textit{will}, \textit{wants to} \rangle$

$X \rightarrow \langle \textit{eine Tasse Kaffee}, \textit{a cup of coffee} \rangle$

$X \rightarrow \langle \textit{trinken}, \textit{drink} \rangle$

Example Derivation

$S \Rightarrow \langle X_1, X_1 \rangle \Rightarrow \langle X_2 X_3, X_2 X_3 \rangle$

$\Rightarrow \langle \textit{Sie} X_3, \textit{She} X_3 \rangle \Rightarrow \langle \textit{Sie} X_4 X_5, \textit{She} X_4 X_5 \rangle$

$\Rightarrow \langle \textit{Sie will} X_5, \textit{She wants to} X_5 \rangle \Rightarrow \langle \textit{Sie will} X_6 X_7, \textit{She wants to} X_7 X_6 \rangle$

$\Rightarrow \langle \textit{Sie will eine Tasse Kaffee} X_7, \textit{She wants to} X_7 \textit{ a cup of coffee} \rangle$

$\Rightarrow \langle \textit{Sie will eine Tasse Kaffee trinken}, \textit{She wants to drink a cup of coffee} \rangle$

Using syntax in Machine Translation:

Synchronous Context Free Grammar (SCFG)

$$S \rightarrow \langle X_{[1]}, X_{[1]} \rangle$$

$$X \rightarrow \langle X_{[1]} X_{[2]}, X_{[2]} X_{[1]} \rangle$$

$$X \rightarrow \langle \textit{Sie}, \textit{She} \rangle$$

$$X \rightarrow \langle \textit{eine Tasse Kaffee}, \textit{a cup of coffee} \rangle$$

$$X \rightarrow \langle X_{[1]} X_{[2]}, X_{[1]} X_{[2]} \rangle$$

$$X \rightarrow \langle \textit{will}, \textit{wants to} \rangle$$

$$X \rightarrow \langle \textit{trinken}, \textit{drink} \rangle$$

Example Derivation

$$S \Rightarrow \langle X_{[1]}, X_{[1]} \rangle \Rightarrow \langle X_{[2]} X_{[3]}, X_{[2]} X_{[3]} \rangle$$

$$\Rightarrow \langle \textit{Sie } X_{[3]}, \textit{She } X_{[3]} \rangle \Rightarrow \langle \textit{Sie } X_{[4]} X_{[5]}, \textit{She } X_{[4]} X_{[5]} \rangle$$

$$\Rightarrow \langle \textit{Sie will } X_{[5]}, \textit{She wants to } X_{[5]} \rangle \Rightarrow \langle \textit{Sie will } X_{[6]} X_{[7]}, \textit{She wants to } X_{[7]} X_{[6]} \rangle$$

$$\Rightarrow \langle \textit{Sie will eine Tasse Kaffee } X_{[7]}, \textit{She wants to } X_{[7]} \textit{ a cup of coffee} \rangle$$

$$\Rightarrow \langle \textit{Sie will eine Tasse Kaffee trinken}, \textit{She wants to drink a cup of coffee} \rangle$$

Using syntax in Machine Translation:

Synchronous Context Free Grammar (SCFG)

$$S \rightarrow \langle X_1, X_1 \rangle$$
$$X \rightarrow \langle X_1 X_2, X_2 X_1 \rangle$$
$$X \rightarrow \langle \text{Sie}, \text{She} \rangle$$
$$X \rightarrow \langle \text{eine Tasse Kaffee}, \text{a cup of coffee} \rangle$$
$$X \rightarrow \langle X_1 X_2, X_1 X_2 \rangle$$
$$X \rightarrow \langle \text{will}, \text{wants to} \rangle$$
$$X \rightarrow \langle \text{trinken}, \text{drink} \rangle$$

Example Derivation

$$S \Rightarrow \langle X_1, X_1 \rangle \Rightarrow \langle X_2 X_3, X_2 X_3 \rangle$$
$$\Rightarrow \langle \text{Sie } X_3, \text{She } X_3 \rangle \Rightarrow \langle \text{Sie } X_4 X_5, \text{She } X_4 X_5 \rangle$$
$$\Rightarrow \langle \text{Sie will } X_5, \text{She wants to } X_5 \rangle \Rightarrow \langle \text{Sie will } X_6 X_7, \text{She wants to } X_7 X_6 \rangle$$
$$\Rightarrow \langle \text{Sie will eine Tasse Kaffee } X_7, \text{She wants to } X_7 \text{ a cup of coffee} \rangle$$
$$\Rightarrow \langle \text{Sie will eine Tasse Kaffee trinken}, \text{She wants to drink a cup of coffee} \rangle$$

Using syntax in Machine Translation:

Synchronous Context Free Grammar (SCFG)

$$S \rightarrow \langle X_{[1]}, X_{[1]} \rangle$$
$$X \rightarrow \langle X_{[1]} X_{[2]}, X_{[2]} X_{[1]} \rangle$$
$$X \rightarrow \langle \textit{Sie}, \textit{She} \rangle$$
$$X \rightarrow \langle \textit{eine Tasse Kaffee}, \textit{a cup of coffee} \rangle$$
$$X \rightarrow \langle X_{[1]} X_{[2]}, X_{[1]} X_{[2]} \rangle$$
$$X \rightarrow \langle \textit{will}, \textit{wants to} \rangle$$
$$X \rightarrow \langle \textit{trinken}, \textit{drink} \rangle$$

Example Derivation

$$S \Rightarrow \langle X_{[1]}, X_{[1]} \rangle \Rightarrow \langle X_{[2]} X_{[3]}, X_{[2]} X_{[3]} \rangle$$
$$\Rightarrow \langle \textit{Sie } X_{[3]}, \textit{She } X_{[3]} \rangle \Rightarrow \langle \textit{Sie } X_{[4]} X_{[5]}, \textit{She } X_{[4]} X_{[5]} \rangle$$
$$\Rightarrow \langle \textit{Sie will } X_{[5]}, \textit{She wants to } X_{[5]} \rangle \Rightarrow \langle \textit{Sie will } X_{[6]} X_{[7]}, \textit{She wants to } X_{[7]} X_{[6]} \rangle$$
$$\Rightarrow \langle \textit{Sie will eine Tasse Kaffee } X_{[7]}, \textit{She wants to } X_{[7]} \textit{ a cup of coffee} \rangle$$
$$\Rightarrow \langle \textit{Sie will eine Tasse Kaffee trinken}, \textit{She wants to drink a cup of coffee} \rangle$$

Using syntax in Machine Translation:

Synchronous Context Free Grammar (SCFG)

$$S \rightarrow \langle X_{[1]}, X_{[1]} \rangle$$
$$X \rightarrow \langle X_{[1]} X_{[2]}, X_{[2]} X_{[1]} \rangle$$
$$X \rightarrow \langle \text{Sie}, \text{She} \rangle$$
$$X \rightarrow \langle \text{eine Tasse Kaffee}, \text{a cup of coffee} \rangle$$
$$X \rightarrow \langle X_{[1]} X_{[2]}, X_{[1]} X_{[2]} \rangle$$
$$X \rightarrow \langle \text{will}, \text{wants to} \rangle$$
$$X \rightarrow \langle \text{trinken}, \text{drink} \rangle$$

Example Derivation

$$S \Rightarrow \langle X_{[1]}, X_{[1]} \rangle \Rightarrow \langle X_{[2]} X_{[3]}, X_{[2]} X_{[3]} \rangle$$
$$\Rightarrow \langle \text{Sie } X_{[3]}, \text{She } X_{[3]} \rangle \Rightarrow \langle \text{Sie } X_{[4]} X_{[5]}, \text{She } X_{[4]} X_{[5]} \rangle$$
$$\Rightarrow \langle \text{Sie will } X_{[5]}, \text{She wants to } X_{[5]} \rangle \Rightarrow \langle \text{Sie will } X_{[6]} X_{[7]}, \text{She wants to } X_{[7]} X_{[6]} \rangle$$
$$\Rightarrow \langle \text{Sie will eine Tasse Kaffee } X_{[7]}, \text{She wants to } X_{[7]} \text{ a cup of coffee} \rangle$$
$$\Rightarrow \langle \text{Sie will eine Tasse Kaffee trinken}, \text{She wants to drink a cup of coffee} \rangle$$

Using syntax in Machine Translation:

Synchronous Context Free Grammar (SCFG)

$$S \rightarrow \langle X_{[1]}, X_{[1]} \rangle$$

$$X \rightarrow \langle X_{[1]} X_{[2]}, X_{[2]} X_{[1]} \rangle$$

$$X \rightarrow \langle \text{Sie}, \text{She} \rangle$$

$$X \rightarrow \langle \text{eine Tasse Kaffee}, \text{a cup of coffee} \rangle$$

$$X \rightarrow \langle X_{[1]} X_{[2]}, X_{[1]} X_{[2]} \rangle$$

$$X \rightarrow \langle \text{will}, \text{wants to} \rangle$$

$$X \rightarrow \langle \text{trinken}, \text{drink} \rangle$$

Example Derivation

$$\begin{aligned} S &\Rightarrow \langle X_{[1]}, X_{[1]} \rangle \Rightarrow \langle X_{[2]} X_{[3]}, X_{[2]} X_{[3]} \rangle \\ &\Rightarrow \langle \text{Sie } X_{[3]}, \text{She } X_{[3]} \rangle \Rightarrow \langle \text{Sie } X_{[4]} X_{[5]}, \text{She } X_{[4]} X_{[5]} \rangle \\ &\Rightarrow \langle \text{Sie will } X_{[5]}, \text{She wants to } X_{[5]} \rangle \Rightarrow \langle \text{Sie will } X_{[6]} X_{[7]}, \text{She wants to } X_{[7]} X_{[6]} \rangle \\ &\Rightarrow \langle \text{Sie will eine Tasse Kaffee } X_{[7]}, \text{She wants to } X_{[7]} \text{ a cup of coffee} \rangle \\ &\Rightarrow \langle \text{Sie will eine Tasse Kaffee trinken}, \text{She wants to drink a cup of coffee} \rangle \end{aligned}$$

Using syntax in Machine Translation:

Synchronous Context Free Grammar (SCFG)

$$S \rightarrow \langle X_1, X_1 \rangle$$
$$X \rightarrow \langle X_1 X_2, X_2 X_1 \rangle$$
$$X \rightarrow \langle \textit{Sie}, \textit{She} \rangle$$
$$X \rightarrow \langle \textit{eine Tasse Kaffee}, \textit{a cup of coffee} \rangle$$
$$X \rightarrow \langle X_1 X_2, X_1 X_2 \rangle$$
$$X \rightarrow \langle \textit{will}, \textit{wants to} \rangle$$
$$X \rightarrow \langle \textit{trinken}, \textit{drink} \rangle$$

Example Derivation

$$S \Rightarrow \langle X_1, X_1 \rangle \Rightarrow \langle X_2 X_3, X_2 X_3 \rangle$$
$$\Rightarrow \langle \textit{Sie} X_3, \textit{She} X_3 \rangle \Rightarrow \langle \textit{Sie} X_4 X_5, \textit{She} X_4 X_5 \rangle$$
$$\Rightarrow \langle \textit{Sie will} X_5, \textit{She wants to} X_5 \rangle \Rightarrow \langle \textit{Sie will} X_6 X_7, \textit{She wants to} X_7 X_6 \rangle$$
$$\Rightarrow \langle \textit{Sie will eine Tasse Kaffee} X_7, \textit{She wants to} X_7 \textit{ a cup of coffee} \rangle$$
$$\Rightarrow \langle \textit{Sie will eine Tasse Kaffee trinken}, \textit{She wants to drink a cup of coffee} \rangle$$

Using syntax in Machine Translation:

Synchronous Context Free Grammar (SCFG)

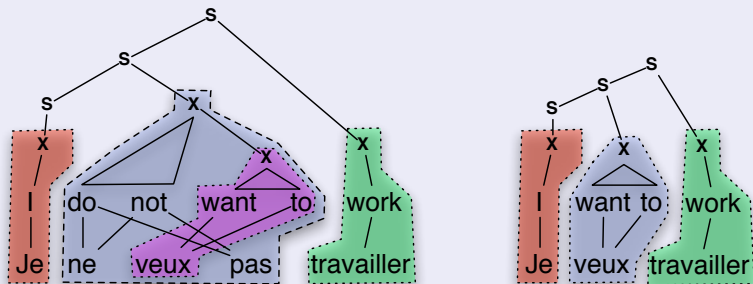
$$S \rightarrow \langle X_1, X_1 \rangle$$
$$X \rightarrow \langle X_1 X_2, X_2 X_1 \rangle$$
$$X \rightarrow \langle \textit{Sie}, \textit{She} \rangle$$
$$X \rightarrow \langle \textit{eine Tasse Kaffee}, \textit{a cup of coffee} \rangle$$
$$X \rightarrow \langle X_1 X_2, X_1 X_2 \rangle$$
$$X \rightarrow \langle \textit{will}, \textit{wants to} \rangle$$
$$X \rightarrow \langle \textit{trinken}, \textit{drink} \rangle$$

Example Derivation

$$S \Rightarrow \langle X_1, X_1 \rangle \Rightarrow \langle X_2 X_3, X_2 X_3 \rangle$$
$$\Rightarrow \langle \textit{Sie} X_3, \textit{She} X_3 \rangle \Rightarrow \langle \textit{Sie} X_4 X_5, \textit{She} X_4 X_5 \rangle$$
$$\Rightarrow \langle \textit{Sie will} X_5, \textit{She wants to} X_5 \rangle \Rightarrow \langle \textit{Sie will} X_6 X_7, \textit{She wants to} X_7 X_6 \rangle$$
$$\Rightarrow \langle \textit{Sie will eine Tasse Kaffee} X_7, \textit{She wants to} X_7 \textit{ a cup of coffee} \rangle$$
$$\Rightarrow \langle \textit{Sie will eine Tasse Kaffee trinken}, \textit{She wants to drink a cup of coffee} \rangle$$

Models of translation

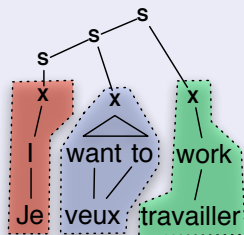
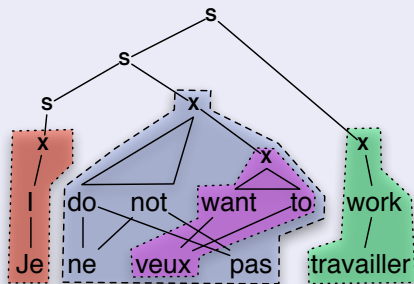
Unlabelled SCFG: Hiero



- $S \rightarrow \langle X_1, X_1 \rangle,$
 $S \rightarrow \langle S_1 X_2, S_1 X_2 \rangle$
- $X \rightarrow \langle \text{Je}, I \rangle, \quad X \rightarrow \langle \text{ne } X_1 \text{ pas}, \text{do not } X_1 \rangle,$
 $X \rightarrow \langle \text{veux}, \text{want to} \rangle, \quad X \rightarrow \langle \text{travailler}, \text{work} \rangle$

Models of translation

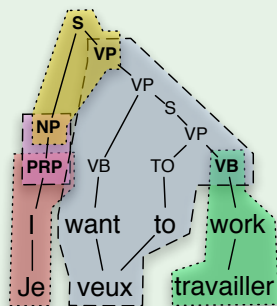
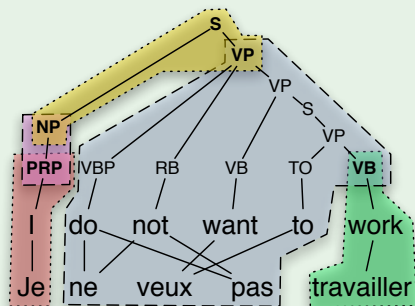
Unlabelled SCFG: Hiero



- Only requires the parallel corpus.
- But weak model of sentence structure.

Models of translation

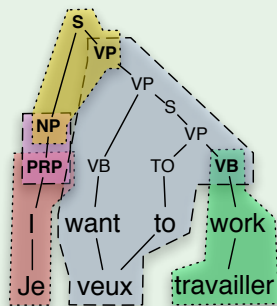
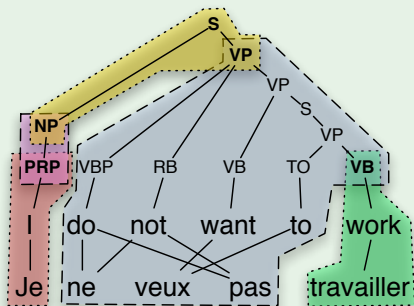
Supervised SCFG: Syntactic Tree-to-String



- $S \rightarrow \langle NP_1 VP_2, NP_1 VP_2 \rangle$,
 $NP \rightarrow \langle PRP_1, PRP_1 \rangle$
- $PRP \rightarrow \langle Je, I \rangle$,
 $VP \rightarrow \langle ne\ veux\ pas\ VB_1, do\ not\ want\ to\ VB_1 \rangle$,
 $VB \rightarrow \langle travailler, work \rangle$

Models of translation

Supervised SCFG: Syntactic Tree-to-String



- Strong model of sentence structure.
- Reliant on a treebank to train the parser.






















Impact

Language	Words	Domain
English	4.5M	Financial news
Chinese	0.5M	Broadcasting news
Arabic	300K (1M planned)	News
Korean		Military

Table: Major treebanks: data size and domain

Impact

Parallel corpora far exceed treebanks (millions of words):

																			
	7	90	83	55	40	50	55	28	29	12	12	8	10	8	7	21	6	6	9
	90	7	34	24	29	12	10	11	11	9	11	7	6	6	7	4	5	5	6
	83	34	7	17	16	12	10	12	11	9	10	8	6	6	7	6	6	5	6
	52	24	17	6	14	12	9	9	10	9	10	7	5	5	6	3	5	5	4
	39	29	16	14	6	9	10	7	8	8	10	8	6	6	6	3	5	5	4
	48	12	12	12	9	3	25	5	5	22	6	2	3	2	3	3	3	3	2
	55	10	10	9	10	26	2	2	2	8	5	2	2	2	2	2	2	2	1
	26	11	12	9	7	5	2	7	12	3	4	6	5	4	7	3	5	5	4
	29	11	11	10	8	5	2	12	6	3	4	6	6	5	6	3	5	5	4
	12	9	9	9	8	23	8	3	3	2	6	1	2	2	2	2	2	2	2
	11	11	10	10	10	6	5	4	4	6	4	5	3	3	4	1	3	3	3
	8	7	8	7	8	2	2	6	6	1	5	5	4	4	5	2	4	4	3

Models of translation

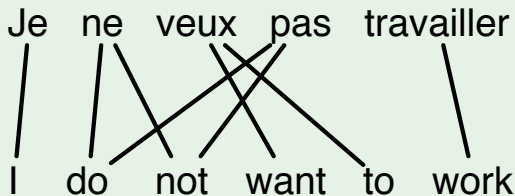
Phrase extraction:

Je ne veux pas travailler

I do not want to work

Models of translation

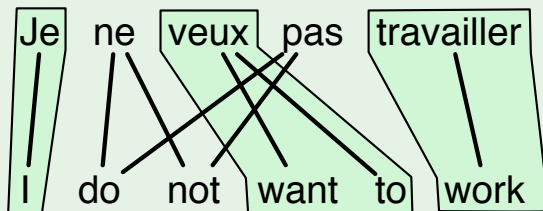
Phrase extraction:



- Use a word-based translation model to annotate the parallel corpus with word-alignments

Models of translation

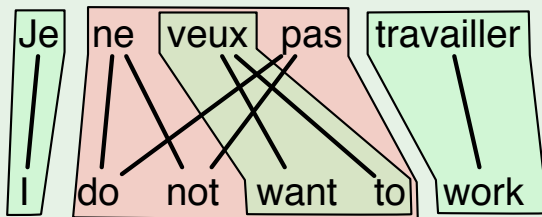
Phrase extraction:



- $\langle \text{Je, I} \rangle$, $\langle \text{veux, want to} \rangle$, $\langle \text{travailler, work} \rangle$

Models of translation

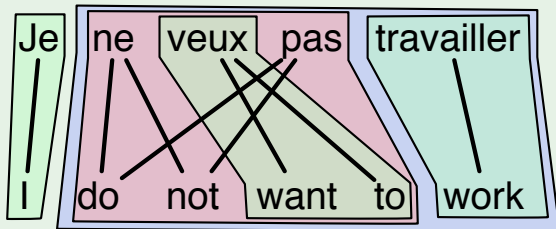
Phrase extraction:



- $\langle \text{Je, I} \rangle$, $\langle \text{veux, want to} \rangle$, $\langle \text{travailler, work} \rangle$, $\langle \text{ne veux pas, do not want to} \rangle$

Models of translation

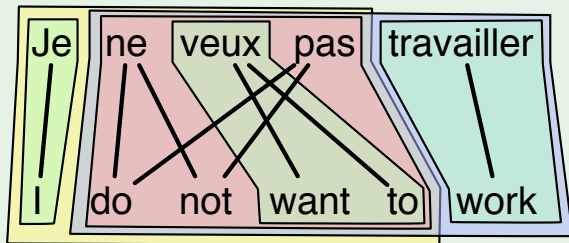
Phrase extraction:



- $\langle \text{Je, I} \rangle$, $\langle \text{veux, want to} \rangle$, $\langle \text{travailler, work} \rangle$, $\langle \text{ne veux pas, do not want to} \rangle$, $\langle \text{ne veux pas travailler, do not want to work} \rangle$

Models of translation

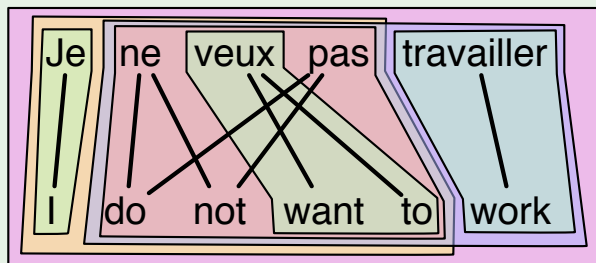
Phrase extraction:



- $\langle \text{Je, I} \rangle$, $\langle \text{veux, want to} \rangle$, $\langle \text{travailler, work} \rangle$, $\langle \text{ne veux pas, do not want to} \rangle$, $\langle \text{ne veux pas travailler, do not want to work} \rangle$, $\langle \text{Je ne veux pas, I do not want to} \rangle$

Models of translation

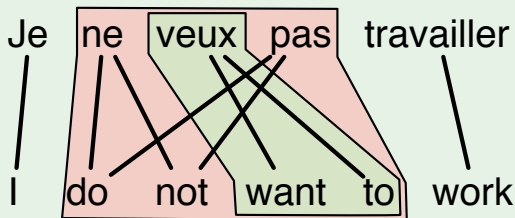
Phrase extraction:



- $\langle \text{Je, I} \rangle$, $\langle \text{veux, want to} \rangle$, $\langle \text{travailler, work} \rangle$, $\langle \text{ne veux pas, do not want to} \rangle$, $\langle \text{ne veux pas travailler, do not want to work} \rangle$, $\langle \text{Je ne veux pas, I do not want to} \rangle$, $\langle \text{Je ne veux pas travailler, I do not want to work} \rangle$

Models of translation

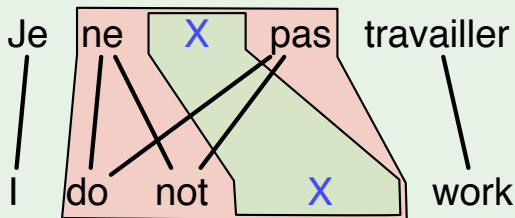
SCFG Rule extraction:



- $X \rightarrow \langle \text{ne veux pas, do not want to} \rangle$

Models of translation

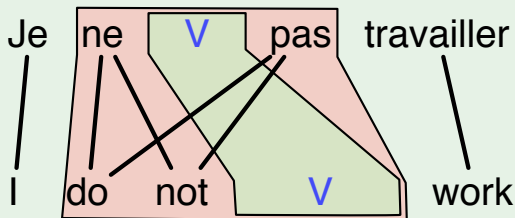
SCFG Rule extraction:



- $X \rightarrow \langle \text{ne veux pas, do not want to} \rangle$,
- $X \rightarrow \langle \text{ne } X_1 \text{ pas, do not } X_1 \rangle$

Models of translation

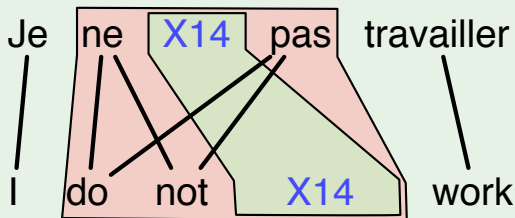
SCFG Rule extraction:



- $VP/NN \rightarrow \langle \text{ne veux pas, do not want to} \rangle$,
- $VP/NN \rightarrow \langle \text{ne } V_{\boxed{1}} \text{ pas, do not } V_{\boxed{1}} \rangle$

Models of translation

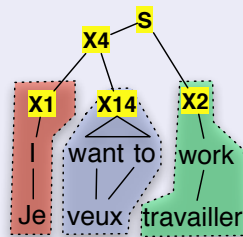
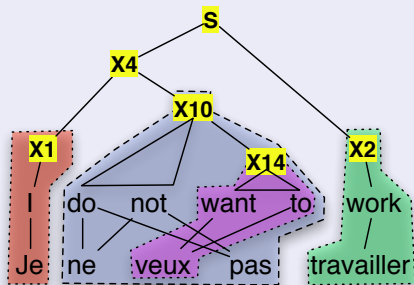
SCFG Rule extraction:



- $X_{10} \rightarrow \langle \text{ne veux pas, do not want to} \rangle$,
- $X_{10} \rightarrow \langle \text{ne } X_{14}_{[1]} \text{ pas, do not } X_{14}_{[1]} \rangle$

Models of translation

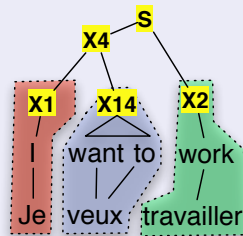
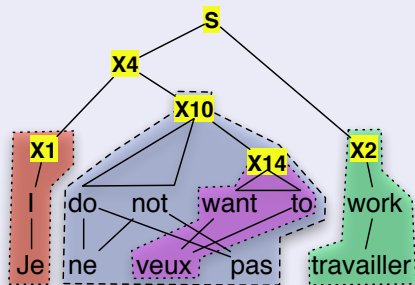
This workshop



- $S \rightarrow \langle X4_{[1]} X2_{[2]}, X4_{[1]} X2_{[2]} \rangle$, $X4 \rightarrow \langle X1_{[1]} X10_{[2]}, X1_{[1]} X10_{[2]} \rangle$
- $X1 \rightarrow \langle \text{Je}, I \rangle$, $X10 \rightarrow \langle \text{ne } X14_{[1]} \text{ pas}, \text{do not } X14_{[1]} \rangle$,
 $X14 \rightarrow \langle \text{veux}, \text{want to} \rangle$, $X10 \rightarrow \langle \text{travailler}, \text{work} \rangle$

Models of translation

This workshop



- Only requires the parallel corpus.
- But also gives a strong model of sentence structure.

Workshop overview

Input:

- Existing procedures for unlabelled synchronous grammar extraction

Output:

- New unsupervised models for large scale synchronous grammar extraction,
- A comparison and analysis of the existing and proposed models,
- Extended decoders (cdec/Joshua) capable of working efficiently with these models.

Workshop Streams

Expand, describing challenges faced in each stream.

- Implement scalable SCFG grammar extraction algorithms.
- Improve SCFG decoders to efficiently handle the grammars produce.
- Investigate discriminative training regimes to leverage features extracted from these grammars.

Extrinsic evaluation: Bleu

Ngram overlap metrics:

Source: 欧盟办事处与澳洲大使馆在同一建筑内

Candidate: the chinese embassy in australia and the eu representative office in the same building

Reference Translations:

- 1 the eu office and the australian embassy are housed in the same building
- 2 the european union office is in the same building as the australian embassy
- 3 the european union 's office and the australian embassy are both located in the same building
- 4 the eu 's mission is in the same building with the australian embassy

Extrinsic evaluation: Bleu

Ngram overlap metrics: 1-gram precision $p_1 = \frac{11}{14}$

Source: 欧盟办事处与澳洲大使馆在同一建筑内

Candidate: the chinese embassy in australia and the eu representative office in the same building

Reference Translations:

- 1 the eu office and the australian embassy are housed in the same building
- 2 the european union office is in the same building as the australian embassy
- 3 the european union 's office and the australian embassy are both located in the same building
- 4 the eu 's mission is in the same building with the australian embassy

Extrinsic evaluation: Bleu

Ngram overlap metrics: 2-gram precision $p_2 = \frac{5}{13}$

Source: 欧盟办事处与澳洲大使馆在同一建筑内

Candidate: the chinese embassy in australia and the eu representative office in the same building

Reference Translations:

- 1 the eu office and the australian embassy are housed in the same building
- 2 the european union office is in the same building as the australian embassy
- 3 the european union 's office and the australian embassy are both located in the same building
- 4 the eu 's mission is in the same building with the australian embassy

Extrinsic evaluation: Bleu

Ngram overlap metrics: 3-gram precision $p_3 = \frac{2}{12}$

Source: 欧盟办事处与澳洲大使馆在同一建筑内

Candidate: the chinese embassy in australia and the eu representative office **in the same building**

Reference Translations:

- 1 the eu office and the australian embassy are housed **in the same building**
- 2 the european union office is **in the same building** as the australian embassy
- 3 the european union 's office and the australian embassy are both located **in the same building**
- 4 the eu 's mission is **in the same building** with the australian embassy

Extrinsic evaluation: Bleu

Ngram overlap metrics: 4-gram precision $p_4 = \frac{1}{11}$

Source: 欧盟办事处与澳洲大使馆在同一建筑内

Candidate: the chinese embassy in australia and the eu representative office **in the same building**

Reference Translations:

- 1 the eu office and the australian embassy are housed **in the same building**
- 2 the european union office is **in the same building** as the australian embassy
- 3 the european union 's office and the australian embassy are both located **in the same building**
- 4 the eu 's mission is **in the same building** with the australian embassy

Extrinsic evaluation: Bleu

BLEU

$$BLEU_n = BP \times \exp \left(\sum_{n=1}^N w_n \log p_n \right)$$
$$BP = \begin{cases} 1 & \text{if } c > r \\ \exp \left(1 - \frac{R'}{C'} \right) & \text{if } c \leq r \end{cases}$$

- BP is the *Brevity Penalty*, w_n is the ngram length weights (usually $\frac{1}{n}$), p_n is precision of ngram predictions, R' is the total length of all references and C' is the sum of the best matching candidates.
- statistics are calculate over the whole *document*, i.e. all the sentences.

Language pairs

- BTEC Chinese-English:
 - ▶ 44k sentence pairs, short sentences
 - ▶ Widely reported 'prototyping' corpus
 - ▶ Hiero baseline score: 57.0 (16 references)
- NIST Urdu-English:
 - ▶ 50k sentence pairs
 - ▶ Hiero baseline score: 21.1 (4 references)
 - ▶ Major challenges: major long-range reordering, SOV word order
- Europarl Dutch-French:
 - ▶ 100k sentence pairs, standard Europarl test sets
 - ▶ Hiero baseline score: Europarl 2008 - 26.3 (1 reference)
 - ▶ Major challenges: V2 / V-final word order, morphology


Outline



Trevor Cohn



Chris Dyer



Jan Botha



Olivia Buzek



Desai Chen

- 1:55pm Experimental Setup. Trevor
- 2:10pm Non-parametric models of category induction. Chris
- 2:25pm Inducing categories for morphology. Jan
- 2:35pm Smoothing, backoff and hierarchical grammars. Olivia
- 2:45pm Parametric models: posterior regularisation. Desai
- 3:00pm Break.

Outline



Vlad Eidelman



Ziyuan Wang



Adam Lopez



Jon Graehl



ThuyLinh Nguyen

- 3:15pm Training models with rich features spaces. Vlad
- 3:30pm Decoding with complex grammars. Adam
- 4:00pm Closing remarks. Phil
- 4:05pm Finish.

Remember:

- Idea: Learn synchronous grammar labels which encode substituteability; phrases which occur in the same context should receive the same label.
- Result: Better models of translation structure, morphology and improved decoding algorithms.

This slide is intentionally left blank.


Outline



Trevor Cohn




Chris Dyer



Jan Botha



Olivia Buzek



Desai Chen

- 1:55pm Motivation and experimental methodology. Trevor
- 2:10pm Non-parametric models of category induction. Chris
- 2:25pm Inducing categories for morphology. Jan
- 2:35pm Smoothing, backoff and hierarchical grammars. Olivia
- 2:45pm Parametric models: posterior regularisation. Desai
- 3:00pm Break.


Outline



Trevor Cohn




Chris Dyer



Jan Botha



Olivia Buzek



Desai Chen

- 1:55pm Motivation and experimental methodology. Trevor
- 2:10pm Non-parametric models of category induction. Chris
- 2:25pm Inducing categories for morphology. Jan
- 2:35pm Smoothing, backoff and hierarchical grammars. Olivia
- 2:45pm Parametric models: posterior regularisation. Desai
- 3:00pm Break.


Outline



Trevor Cohn




Chris Dyer



Jan Botha



Olivia Buzek



Desai Chen

- 1:55pm Motivation and experimental methodology. Trevor
- 2:10pm Non-parametric models of category induction. Chris
- 2:25pm Inducing categories for morphology. Jan
- 2:35pm Smoothing, backoff and hierarchical grammars. Olivia
- 2:45pm Parametric models: posterior regularisation. Desai
- 3:00pm Break.


Outline



Trevor Cohn




Chris Dyer



Jan Botha



Olivia Buzek



Desai Chen

- 1:55pm Motivation and experimental methodology. Trevor
- 2:10pm Non-parametric models of category induction. Chris
- 2:25pm Inducing categories for morphology. Jan
- 2:35pm Smoothing, backoff and hierarchical grammars. Olivia
- 2:45pm Parametric models: posterior regularisation. Desai
- 3:00pm Break.


Outline



Trevor Cohn




Chris Dyer



Jan Botha



Olivia Buzek



Desai Chen

- 1:55pm Motivation and experimental methodology. Trevor
- 2:10pm Non-parametric models of category induction. Chris
- 2:25pm Inducing categories for morphology. Jan
- 2:35pm Smoothing, backoff and hierarchical grammars. Olivia
- 2:45pm Parametric models: posterior regularisation. Desai
- 3:00pm Break.


Outline



Trevor Cohn




Chris Dyer



Jan Botha



Olivia Buzek



Desai Chen

- 1:55pm Motivation and experimental methodology. Trevor
- 2:10pm Non-parametric models of category induction. Chris
- 2:25pm Inducing categories for morphology. Jan
- 2:35pm Smoothing, backoff and hierarchical grammars. Olivia
- 2:45pm Parametric models: posterior regularisation. Desai
- 3:00pm Break.

Outline



Vlad Eidelman



Ziyuan Wang



Adam Lopez



Jon Graehl



ThuyLinh Nguyen

- 3:15pm Training models with rich features spaces. Vlad
- 3:30pm Decoding with complex grammars. Adam
- 4:00pm Closing remarks. Phil
- 4:05pm Finish.

Outline



Vlad Eidelman



Ziyuan Wang



Adam Lopez



Jon Graehl



ThuyLinh Nguyen

- 3:15pm Training models with rich features spaces. Vlad
- 3:30pm Decoding with complex grammars. Adam
- 4:00pm Closing remarks. Phil
- 4:05pm Finish.

Outline



Vlad Eidelman



Ziyuan Wang



Adam Lopez



Jon Graehl



ThuyLinh Nguyen

- 3:15pm Training models with rich features spaces. Vlad
- 3:30pm Decoding with complex grammars. Adam
- 4:00pm Closing remarks. Phil
- 4:05pm Finish.

Outline



Vlad Eidelman



Ziyuan Wang



Adam Lopez



Jon Graehl



ThuyLinh Nguyen

- 3:15pm Training models with rich features spaces. Vlad
- 3:30pm Decoding with complex grammars. Adam
- 4:00pm Closing remarks. Phil
- 4:05pm Finish.

This slide is intentionally left blank.

Statistical machine translation: state-of-the-art

Urdu → English

اس حملہ کے بعد بڑی تعداد میں مقامی باشندوں نے علاقوں کو خالی کر دیا ہے .



In this attack a large number of local residents has should vacate areas.

- Current state-of-the-art translation models struggle with language pairs which exhibit large differences in structure.

Statistical machine translation: our unsupervised grammars

Urdu → English

اس حملہ کے بعد بڑی تعداد میں مقامی باشندوں نے علاقوں کو خالی کر دیا ہے .



After this attack, a large number of local residents have to vacate the areas.

- In this workshop we've made some small steps towards better translations for difficult language pairs.

Statistical machine translation: our unsupervised grammars

Urdu → English

اس حملہ کے بعد بڑی تعداد میں مقامی باشندوں نے علاقوں کو خالی کر دیا ہے .



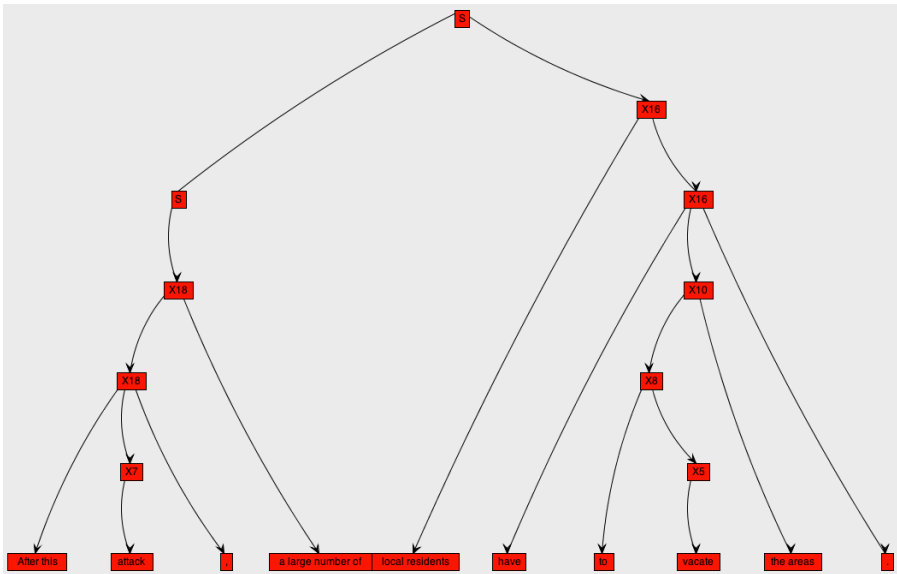
After this attack, a large number of local residents have to vacate the areas.

- In this workshop we've made some small steps towards better translations for difficult language pairs.

Google Translate:

**After the attack a number of local residents has blank areas.*

Induced Translation Structure



What we've achieved:



We're we'll go from here:

